


We bring Power to your Life




UVP350

U Power Generation System



www.upower.com.tr
info@upower.com.tr
T. +90216 606 1380



INTRODUCTION

U Power Generation system, providing optimum performance, and reliability, for stationary standby, prime power, and continuous duty applications. All generator sets are factory build, and production tested.

Power (kVA)

3 Phase, 50 Hz, PF 0.8

VOLTAGE	STANDBY RATING		PRIME RATING (PRP)		STANDBY AMPER
	kW	kVA	kW	kVA	
400/231	280,00	350	260.0	325	505.20

STANDBY RATING (ESP) Applicable for supplying power to varying electrical load for the duration of power interruption of a reliable utility source. ESP is in accordance with ISO 8528. Overload is not allowed.

PRIME RATING (PRP) Applicable for supplying power to varying electrical load for unlimited hours. PRP is in accordance with ISO 8528. 10 % overload capability is available for a period of 1 hour within 12-hour period of operation, in accordance with ISO 3046.

General Characteristics

Model Name	UVP 350
Frequency (Hz)	50
Fuel Type	Diesel
Engine Made and Model	VOLVO TAD 1341 GE
Alternator Made and Model	ECO 38-3L / 4 A
Control Panel Model	7320
Canopy	MS 70

Engine Specifications

Engine	VOLVO
Engine Model	TAD 1341 GE
Number of Cylinder (L)	6 cylinders - in line
Bore (mm.)	131
Stroke (mm.)	158
Displacement (lt.)	12.78
Aspiration	Turbo Charged and Change Air Cooled
Compression Ratio	18.1:1
RPM (d/dk)	1500

Manufacturer reserves the right to make changes in the model, technical specifications, color, equipment, accessories and images without prior notice.

Oil Capacity (Total With Filter) (lt)	36
Standby Power	308/419
Prime Power	281/382
Block Heater QTY	1
Block Heater Power (Watt)	3000
Fuel Type	Diesel
Injection Type and System	Direct
Type of Fuel Pump	Delphi E3
Governor System	ECM
Operating Voltage (Vdc)	24 Vdc
Battery and Capacity (Qty/Ah)	2x120
Charge Alternator (A)	80
Cooling Method	Water Cooled
Cooling Fan Air Flow (m ³ /min)	330
Coolant Capacity (engine only / with radiator) (lt)	20/44
Air Filter	Dry Type
Fuel Cons. Prime With %100 Load (lt/hr)	63.1
Fuel Cons. Prime With %75 Load (lt/hr)	48.3
Fuel Cons. Prime With %50 Load (lt/hr)	33.4

Alternator Characteristics

Manufacturer	Mecc Alte
Alternator Brand and Model	ECO 38-3L / 4 A
Frequency (Hz)	50
Power (kVA)	350
Voltage (V)	400
Phase	3
A.V.R.	DSR
Voltage Regulation	(+/-)1%
Insulation System	H
Protection	IP21
Rated Power Factor	0.8
Weight Wound Rotor (Kg)	230
Cooling Air (m ³ /min)	32


Open Gen.Set Dimensions (mm)

Lenght	3050
Width	1550
Height	1860
Dry Weight (kg)	2900
Tank Capacity (lt)	700

Manufacturer reserves the right to make changes in the model, technical specifications, color, equipment, accessories and images without prior notice.

Lenght (mm) 4460 | Width (mm) 1610 | Height (mm) 2480 | DRY Weight (kg) 3930 | Tank Capacit (lt) 700

1. Steel structures
2. Emergency stop push button
3. Control panel is mounted on the baseframe. Located at the right side of the generator set
4. Corrosion-resistant locks and hinges
5. Oil could be drained via valve and a hose
6. Exhaust system in the canopy
7. Special large access doors for easy maintenance
8. In front and back side special large access doors for easy maintenance
9. Base frame -fuel tank
10. Lifting points similar to ISO container, located on each top corner of the canopy
11. The cap on the canopy provides easy access to radiator cap
12. Sound proofing materials
13. Plastic air intake pockets



INTRODUCTION

Sound-attenuated and weather protective enclosures for generating sets from UPower, meet event the sound requirements and provide optimum protection from inclement weather and development by our specialist acoustic engineers. Our modular designed sound insulated canopies provide ease of access for servicing and general maintenance and interchangeable components permitting on-site repair. Enclosures are designed to optimize genset cooling performance, providing you with confidence that genset ratings and ambient capability

Control Panel

Control Module DSE | Control Module Model 7320 | Communication Ports Modbus



1. Menu navigation buttons
2. Close mains button
3. Main Status and instrumentation display
4. Alarm LED's
5. Close generator button
6. Status LED's
7. Operation selecting buttons

Devices

DSE, model 7320 Auto Mains Failure control module Static battery charger Emergency stop push button and fuses for control circuits

Construction and Finish

Comonents installed in sheet steel enclosure.
 Phosphate chemical, pre-coating of steel provides corrosion resistant surface
 Polyester composite powder topcoat forms high gloss and extremely durable finish
 Lockable hinged panel door provides for easy component access

Manufacturer reserves the right to make chjanges in the model, technical specifications, color, equipment, accessories and images without prior notice.

Installation

Control panel is mounted generating set baseframe on robust steel stand or power module. Located at side of generating set with properly panel visibility

Generating Set Control Unit

» The DSE 7320 control module is a standard addition to our generator sets from 220 kVA upwards and it has been designed to start and stop diesel and gas generating sets that include electronic and non electronic engines

» The DSE 7320 includes the additional capability of being able to monitor a mains (utility) supply and is therefore suitable for controlling a standby generating set in conjunction with an automatic transfer switch

» The DSE 7320 also indicates operational status and fault conditions, automatically shutting down the generating set and indicating faults by means of its LCD display on the front panel

Standard Specifications

Microprocessor controlled

- 132 x 64 pixel LCD display makes information easy to read
- Front panel programming and also via PC software
- Soft touch membrane keypad and five key menu navigation
- Remote communications via RS232, RS485 and ethernet and SMS messaging
- Event logging (50) showing date and time
- Multiple date and time engine exercise mode and maintenance scheduler
- Engine block heater control.
- Controls; stop, manual, auto, test, start, mute lamp test/transfer to generator, transfer to mains, menu navigation

ENGINE

Engine speed
Oil pressure
Coolant temperature
Run time Battery volts
Engine maintenance due

ELECTRICAL TRIP

Earth fault
kW over load
Generator over current
Negative phase sequence

PRE-ALARMS

Low oil pressure
High engine temperature
Low engine temperature
Over /Under speed
Under/over generator frequency
Under/over generator voltage
ECU warning

SHUT DOWNS

Fail to start
Emergency stop
Low oil pressure
High engine temperature
Low coolant level
Over /Under speed
Under/over generator frequency
Under/over generator voltage
Oil pressure sensor open
Phase rotation

GENERATOR

Voltage (L-L, L-N)
Current (L1-L2-L3)
Frequency
Earth current
kW
Pf
kVAh
kWh, kVAh, kVAh
Phase sequence

WARNING

Charge failure
Battery under voltage
Fail to stop
Low fuel level (opt.)
kW over load
Negative phase sequence
Loss of speed signal

MAINS

Voltage (L-L, L-N)
Frequency

Instruments

Options

High oil temperature shut down
Low fuel level shut down
Low fuel level alarm
High fuel level alarm

Expansion Modules

Editional LED module (2548)
Expansion relay module (2157)
Expansion input module (2130)

Standards

Electrical Safety / EMC compatibility
BS EN 60950 Electrical business equipment
BS EN 61000-6-2 EMC immunity standard
BS EN 61000-6-4 EMC emission standard

Static Battery Charger

- » Battery charger is manufactured with switching-mode and SMD technology and it has high efficiency.
- » Battery charger models' output V-I characteristic is very close to square
- » 2405 has fully output short circuit protection and it can be used as a current source.
- » 2405 charger has high efficiency, long life, low failure rate, light weight and low heat radiated in accordance with linear alternatives.
- » The charger is fitted with a protection diode across the output.
- » Charge fail output is available.
- » Connect charge fail relay coil between positive output and CF output.
- » Input: 196-264V.
- » Output: 27,6V 5A or 13,8V 5A

Standard Specifications

- Water cooled, Diesel engine
- Radiator with mechanical fan
- Protective grille for rotating and hot parts
- Electric starter and charge alternator
- Starting battery (with lead acid) including rack and cables
- Engine coolant heater
- Base frame design incorporates an integral fuel tank and anti-vibration isolators
- Flexible fuel connection hoses
- Single bearing, class H alternator
- Industrial exhaust silencer and steel bellows supplied separately (for open sets)
- Static battery charger
- Manual for application and installation
- Generators Sets' voltage and frequency regulation comply with ISO 8528-5
- Generators Sets' can take 100% load at one step according to NFPA110

Optional Equipments

ENGINE

Fuel-Water Seperator Filter
Oil heater

ALTERNATOR

Anti-Condensation
Heater Over sized alternator
PMG excitation + AVR
Main line circuit breake

CONTROL SYSTEM

Automatic synchronising and power control system
(multi gen-set Parallel)
Paralel system with mains.
Transition synchronization with mains
Remote relay output
Alarm output relays
Remote communication with modem
Earth fault, single set
Charge Ammeter

TRANSFER SWITCH

Three or four pole contactor
Three or four pole motor operated circuit breaker

OTHER ACCESSORIES

Main Fuel Tank
Automatic or manual fuel filling system
Manual oil drain pump
Electrical oil drain pump
Low and high fuel level alarm
Residential silencer
Enclosure: weater protective or sound attenuated
Duct adapter (on radiator)
Inlet and outlet motorised louvers
Inlet and outlet acoustic baffles
Tool kit for maintenance
1500/3000 hours maintenance kit
Supplied with oil and coolant - 30 °C

CERTIFICATES



Manufacturer reserves the right to make changes in the model, technical specifications, color, equipment, accessories and images without prior notice.