


# We bring Power to your Life

## UVP275

U Power Generation System



[www.upower.com.tr](http://www.upower.com.tr)  
[info@upower.com.tr](mailto:info@upower.com.tr)  
T. +90216 606 1380



## INTRODUCTION

U Power Generation system, providing optimum performance, and reliability, for stationary standby, prime power, and continuous duty applications. All generator sets are factory build, and production tested.

## Power (kVA)

3 Phase, 50 Hz, PF 0.8

VOLTAGE	STANDBY RATING		PRIME RATING (PRP)		STANDBY AMPER
	kW	kVA	kW	kVA	
400/231	220,00	275	200.0	250	396.94

**STANDBY RATING (ESP)** Applicable for supplying power to varying electrical load for the duration of power interruption of a reliable utility source. ESP is in accordance with ISO 8528. Overload is not allowed.

**PRIME RATING (PRP)** Applicable for supplying power to varying electrical load for unlimited hours. PRP is in accordance with ISO 8528. 10 % overload capability is available for a period of 1 hour within 12-hour period of operation, in accordance with ISO 3046.

## General Characteristics

Model Name	UVP 275
Frequency (Hz)	50
Fuel Type	Diesel
Engine Made and Model	VOLVO TAD 734 GE
Alternator Made and Model	ECO 38-1L / 4 A
Control Panel Model	7320
Canopy	MS 60

## Engine Specifications

Engine	VOLVO
Engine Model	TAD 734 GE
Number of Cylinder (L)	6 cylinders - in line
Bore (mm.)	108
Stroke (mm.)	130
Displacement (lt.)	7.15
Aspiration	Turbo Charged and Charge Air Cooled
Compression Ratio	17.0:1
RPM (d/dk)	1500

Manufacturer reserves the right to make changes in the model, technical specifications, color, equipment, accessories and images without prior notice.

Oil Capacity (Total With Filter) (lt)	29
Standby Power	250/340
Prime Power	227/309
Block Heater QTY	1
Block Heater Power (Watt)	1500
Fuel Type	Diesel
Injection Type and System	Direct
Type of Fuel Pump	HPCR (High Pressure Common Rail)
Governor System	ECM
Operating Voltage (Vdc)	24 Vdc
Battery and Capacity (Qty/Ah)	2x85
Charge Alternator (A)	100
Cooling Method	Water Cooled
Cooling Fan Air Flow (m <sup>3</sup> /min)	312
Coolant Capacity (engine only / with radiator) (lt)	10/32
Air Filter	Dry Type
Fuel Cons. Prime With %100 Load (lt/hr)	54.5
Fuel Cons. Prime With %75 Load (lt/hr)	435.
Fuel Cons. Prime With %50 Load (lt/hr)	31.1

### Alternator Characteristics

Manufacturer	Mecc Alte
Alternator Brand and Model	ECO 38-1L / 4 A
Frequency (Hz)	50
Power (kVA)	250
Voltage (V)	400
Phase	3
A.V.R.	DSR
Voltage Regulation	(+/-)1%
Insulation System	H
Protection	IP21
Rated Power Factor	0.8
Weight Wound Rotor (Kg)	147.5
Cooling Air (m <sup>3</sup> /min)	32


### Open Gen.Set Dimensions (mm)

Lenght	2750
Width	1300
Height	1710
Dry Weight (kg)	2320
Tank Capacity (lt)	470

Manufacturer reserves the right to make changes in the model, technical specifications, color, equipment, accessories and images without prior notice.

Lenght (mm) 3960 | Width (mm) 1360 | Height (mm) 2100 | DRY Weight (kg) 2850 | Tank Capacit (lt) 470

1. Steel structures
2. Emergency stop push button
3. Control panel is mounted on the baseframe. Located at the right side of the generator set
4. Corrosion-resistant locks and hinges
5. Oil could be drained via valve and a hose
6. Exhaust system in the canopy
7. Special large access doors for easy maintanance
8. In front and back side special large access doors for easy maintenance
9. Base frame -fuel tank
10. Lifting points similar to ISO container, located on each top corner of the canopy
11. The cap on the canopy provides easy access to radiator cap
12. Sound proofing materials
13. Plastic air intake pockets

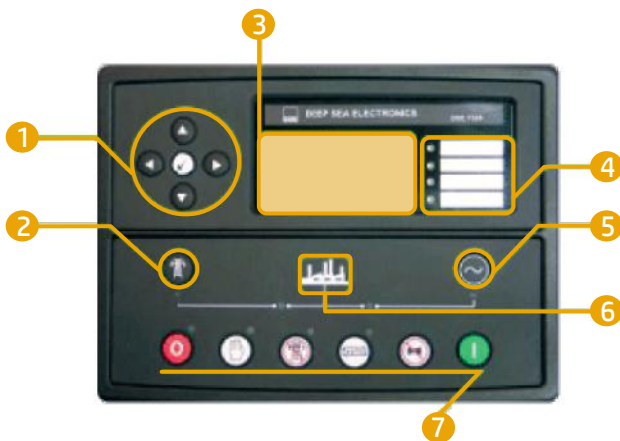


## INTRODUCTION

Sound-attenuated and weather protective enclosures for generating sets from UPower, meet event the sound requirements and provide optimum protection from inclement weather and development by our specialist acoustic engineers. Our modular designed sound insulated canopies provide ease of access for servicing and general maintenance and interchangeable components permitting on-site repair. Enclosures are designed to optimize genset cooling performance, providing you with confidence that genset ratings and ambient capability

## Control Panel

Control Module DSE | Control Module Model 7320 | Communication Ports Modbus



1. Menu navigation buttons
2. Close mains button
3. Main Status and instrumentation display
4. Alarm LED's
5. Close generator button
6. Status LED's
7. Operation selecting buttons

## Devices

DSE, model 7320 Auto Mains Failure control module Static battery charger Emergency stop push button and fuses for control circuits

## Construction and Finish

Comonents installed in sheet steel enclosure.  
 Phosphate chemical, pre-coating of steel provides corrosion resistant surface  
 Polyester composite powder topcoat forms high gloss and extremely durable finish  
 Lockable hinged panel door provides for easy component access

Manufacturer reserves the right to make chjanges in the model, technical specifications, color, equipment, accessories and images without prior notice.

## Installation

Control panel is mounted generating set baseframe on robust steel stand or power module. Located at side of generating set with properly panel visibility

## Generating Set Control Unit

» The DSE 7320 control module is a standard addition to our generator sets from 220 kVA upwards and it has been designed to start and stop diesel and gas generating sets that include electronic and non electronic engines

» The DSE 7320 includes the additional capability of being able to monitor a mains (utility) supply and is therefore suitable for controlling a standby generating set in conjunction with an automatic transfer switch

» The DSE 7320 also indicates operational status and fault conditions, automatically shutting down the generating set and indicating faults by means of its LCD display on the front panel

## Standard Specifications

Microprocessor controlled

- 132 x 64 pixel LCD display makes information easy to read
- Front panel programming and also via PC software
- Soft touch membrane keypad and five key menu navigation
- Remote communications via RS232, RS485 and ethernet and SMS messaging
- Event logging (50) showing date and time
- Multiple date and time engine exercise mode and maintenance scheduler
- Engine block heater control.
- Controls; stop, manual, auto, test, start, mute lamp test/transfer to generator, transfer to mains, menu navigation

### ENGINE

Engine speed  
Oil pressure  
Coolant temperature  
Run time Battery volts  
Engine maintenance due

### ELECTRICAL TRIP

Earth fault  
kW over load  
Generator over current  
Negative phase sequence

### PRE-ALARMS

Low oil pressure  
High engine temperature  
Low engine temperature  
Over /Under speed  
Under/over generator frequency  
Under/over generator voltage  
ECU warning

### SHUT DOWNS

Fail to start  
Emergency stop  
Low oil pressure  
High engine temperature  
Low coolant level  
Over /Under speed  
Under/over generator frequency  
Under/over generator voltage  
Oil pressure sensor open  
Phase rotation

### GENERATOR

Voltage (L-L, L-N)  
Current (L1-L2-L3)  
Frequency  
Earth current  
kW  
Pf  
kVAh  
kWh, kVAh, kVAh  
Phase sequence

### WARNING

Charge failure  
Battery under voltage  
Fail to stop  
Low fuel level (opt.)  
kW over load  
Negative phase sequence  
Loss of speed signal

### MAINS

Voltage (L-L, L-N)  
Frequency

## Instruments

### Options

High oil temperature shut down  
Low fuel level shut down  
Low fuel level alarm  
High fuel level alarm

### Expansion Modules

Editional LED module (2548)  
Expansion relay module (2157)  
Expansion input module (2130)

### Standards

Electrical Safety / EMC compatibility  
BS EN 60950 Electrical business equipment  
BS EN 61000-6-2 EMC immunity standard  
BS EN 61000-6-4 EMC emission standard

## Static Battery Charger

- » Battery charger is manufactured with switching-mode and SMD technology and it has high efficiency.
- » Battery charger models' output V-I characteristic is very close to square
- » 2405 has fully output short circuit protection and it can be used as a current source.
- » 2405 charger has high efficiency, long life, low failure rate, light weight and low heat radiated in accordance with linear alternatives.
- » The charger is fitted with a protection diode across the output.
- » Charge fail output is available.
- » Connect charge fail relay coil between positive output and CF output.
- » Input: 196-264V.
- » Output: 27,6V 5A or 13,8V 5A

## Standard Specifications

- Water cooled, Diesel engine
- Radiator with mechanical fan
- Protective grille for rotating and hot parts
- Electric starter and charge alternator
- Starting battery (with lead acid) including rack and cables
- Engine coolant heater
- Base frame design incorporates an integral fuel tank and anti-vibration isolators
- Flexible fuel connection hoses
- Single bearing, class H alternator
- Industrial exhaust silencer and steel bellows supplied separately (for open sets)
- Static battery charger
- Manual for application and installation
- Generators Sets' voltage and frequency regulation comply with ISO 8528-5
- Generators Sets' can take 100% load at one step according to NFPA110

## Optional Equipments

### ENGINE

Fuel-Water Seperator Filter  
Oil heater

### ALTERNATOR

Anti-Condensation  
Heater Over sized alternator  
PMG excitation + AVR  
Main line circuit breake

### CONTROL SYSTEM

Automatic synchronising and power control system  
(multi gen-set Parallel)  
Paralel system with mains.  
Transition synchronization with mains  
Remote relay output  
Alarm output relays  
Remote communication with modem  
Earth fault, single set  
Charge Ammeter

### TRANSFER SWITCH

Three or four pole contactor  
Three or four pole motor operated circuit breaker

### OTHER ACCESSORIES

Main Fuel Tank  
Automatic or manual fuel filling system  
Manual oil drain pump  
Electrical oil drain pump  
Low and high fuel level alarm  
Residential silencer  
Enclosure: weater protective or sound attenuated  
Duct adapter (on radiator)  
Inlet and outlet motorised louvers  
Inlet and outlet acoustic baffles  
Tool kit for maintenance  
1500/3000 hours maintenance kit  
Supplied with oil and coolant - 30 °C

## CERTIFICATES



Manufacturer reserves the right to make changes in the model, technical specifications, color, equipment, accessories and images without prior notice.