


We bring Power to your Life



UC55
U Power Generation System



www.upower.com.tr
info@upower.com.tr
T. +90216 606 1380



INTRODUCTION

U Power Generation system, providing optimum performance, and reliability, for stationary standby, prime power, and continuous duty applications. All generator sets are factory build, and production tested.

Power (kVA)

3 Phase, 50 Hz, PF 0.8

VOLTAGE	STANDBY RATING		PRIME RATING (PRP)		STANDBY AMPER
	kW	kVA	kW	kVA	
400/231	44,00	55	40.0	50	79.39

STANDBY RATING (ESP) Applicable for supplying power to varying electrical load for the duration of power interruption of a reliable utility source. ESP is in accordance with ISO 8528. Overload is not allowed.

PRIME RATING (PRP) Applicable for supplying power to varying electrical load for unlimited hours. PRP is in accordance with ISO 8528. 10 % overload capability is available for a period of 1 hour within 12-hour period of operation, in accordance with ISO 3046.

General Characteristics

Model Name	UC 55
Frequency (Hz)	50
Fuel Type	Diesel
Engine Made and Model	Cummins S3.8-G6
Alternator Made and Model	ECP 32-1M/4 B
Control Panel Model	6020
Canopy	UP 70

Engine Specifications

Engine	Cummins
Engine Model	S3.8-G6
Number of Cylinder (L)	4 cylinders - in line
Bore (mm.)	97
Stroke (mm.)	128
Displacement (lt.)	3.8
Aspiration	Turbo Charged
Compression Ratio	17.5:1
RPM (d/dk)	1500

Manufacturer reserves the right to make changes in the model, technical specifications, color, equipment, accessories and images without prior notice.

Oil Capacity (Total With Filter) (lt)	11
STANDBY POWER	53.6/71.9
Prime Power	48.7/65.3
Block Heater QTY	1
Block Heater Power (Watt)	750
Fuel Type	Diesel
Injection Type and System	Direct
Type of Fuel Pump	Bosh In-Line
Governor System	Mechanic
Operating Voltage (Vdc)	12 Vdc
Battery and Capacity (Qty/Ah)	1x66
Charge Alternator (A)	40
Cooling Method	Water Cooled
Cooling Fan Air Flow (m ³ /min)	82
Coolant Capacity (engine only / with radiator) (lt)	7/14.5
Air Filter	Dry Type
Fuel Cons. Prime With %100 Load (lt/hr)	12.8
Fuel Cons. Prime With %75 Load (lt/hr)	9.5
Fuel Cons. Prime With %50 Load (lt/hr)	6.5

Alternator Characteristics

Manufacturer	Mecc Alte
Alternator Brand and Model	ECP 32-1M / 4B
Frequency (Hz)	50
Power (kVA)	50
VOLTAGE (V)	400
Phase	3
A.V.R.	DSR
Voltage Regulation	(+/-)1%
Insulation System	H
Protection	IP21
Rated Power Factor	0.8
Weight Wound Rotor (Kg)	53
Cooling Air (m ³ /min)	11.8


Open Gen.Set Dimensions (mm)

Length	1780
Width	950
Height	1200
Dry Weight (kg)	870
Tank Capacity (lt)	105/100

Manufacturer reserves the right to make changes in the model, technical specifications, color, equipment, accessories and images without prior notice.

Lenght (mm) 2470 | Width (mm) 1010 | Height (mm) 1460 | DRY Weight (kg) 1140 | Tank Capacity (lt) 105/100

1. Steel structures
2. Emergency stop push button
3. Control panel is right side of the set
4. Corrosion resistant locks and hinges
5. Base frame fuel tank
6. Lockable, large doors on each side
7. Lifting Points



INTRODUCTION

Sound-attenuated and Weather-protective Enclosures Sound-attenuated and weather protective enclosures for generating sets from U Power, meet event the sound requirements and provide optimum protection from inclement weather and development by our specialist acoustic engineers. Our modular designed sound insulated canopies provide ease of access for servicing and general maintenance and interchangeable components permitting on-site repair. Enclosures are designed to optimize genset cooling performance, providing you with confidence that genset ratings and ambient capability.

Control Panel

Control Module DSE | Control Module Model 6020 | Communication Ports Modbus



1. Main status display
2. Display scroll button
3. Page(information) button
4. Common alarm indicator
5. Status LED's
6. Operation selecting buttons

Devices

- DSE, model 6020 Auto Mains Failure control module
- Battery charger input 198-264 volt, output 27,6 V 5 A (24 V) or 13,8 Volt 5A (12V)
- Emergency stop push button and fuses for control circuits

Construction and Finish

Components installed in sheet steel enclosure. Phosphate chemical, pre-coating of steel provides corrosion resistant surface. Polyester composite powder topcoat forms high gloss and extremely durable finish. Lockable and hinged panel door provides easy access to components.

Manufacturer reserves the right to make changes in the model, technical specifications, color, equipment, accessories and images without prior notice.

Installation

Control panel is mounted on baseframe with steel stand. Located at the right side of the generator set (When you look at the Gen. Set. from Alternator)

Generating Set Control Unit

- » The DSE 6020 is a standard control module for our generator sets up to 200kVA and it has been designed to start and stop diesel and gas generator sets.
- » The DSE 6020 module has been designed to monitor generator frequency, volt, current, engine oil pressure, coolant temperature running hours and battery volts.
- » Module monitors the mains supply and switch over to the generator when the mains power fails.
- » The DSE6020 also indicates operational status and fault conditions, Automatically shutting down the Gen.
- » Set and giving true first up fault condition of Gen. Set failure. The LCD display indicates the fault.

Standard Specifications

- Microprocessor controlled
- LCD display makes information easy to read
- 4-line, 64 x 132 pixel display
- Automatically transfers between mains (utility) and generator power
- Manual programming on front panel
- User-friendly set-up and button layout
- Remote start
- Event logging (5) showing date and time
- Controls: Stop/Reset, Manual, Auto, Test, Start, buttons. An additional push button next to the LCD display is used to scroll through the modules' metering displays

ENGINE

- Engine speed
- Oil pressure
- Coolant temperature
- Run time
- Battery volts
- Configurable timing

MAINS

- Voltage (L-L, L-N)
- Frequency
- Mains ready
- Mains enabled
- Gen. Set ready
- Gen. Set enabled

WARNING

- Charge failure
- Battery Low/High voltage
- Fail to stop
- Low /High generator voltage
- Under/over generator frequency
- Over /Under speed
- Low oil pressure
- High coolant temperature

SHUT DOWNS

- Fail to start
- Emergency stop
- Low oil pressure
- High coolant temperature
- Over /Under speed
- Under/over generator frequency
- Under/over generator voltage
- Oil pressure sensor open
- Coolant temperature sensor open

GENERATOR

- Voltage (L-L, L-N)
- Current (L1-L2-L3)
- Frequency

ELECTRICAL TRIP

- Generator over current

Instruments

Options

- Flexible sensor can be controlled with temperature, pressure, percentage (warning/shutdown/electrical trip)
- Local setting parameters and monitoring from PC to control module with USB connection (max 6 mt).

Standarts

- Electrical Safety / EMC compatibility
- BS EN 60950 Electrical business equipment.
- BS EN 61000-6-2 EMC immunity standard.
- BS EN 61000-6-4 EMC emission standard

Static Battery Charger

- Battery charger is manufactured with switching-mode and SMD technology and it has high efficiency
- Battery charger models' output V-I characteristic is very close to square and output is 5 amper, 13,8 V for 12 volt and 27,6 V for 24 V . Input 198 - 264 volt AC
- Proline 2405 has fully output short circuit protection and it can be used as a current source
- Proline 1205/2405 charger has high efficiency, long life, low failure rate, light weight and low heat radiated in accordance with linear alternatives
- The charger is fitted with a protection diode across the output
- Connect charge fail relay coil between positive output and CF output
- They are equipped with RFI filter to reduce electrical noise radiated from the device
- Galvanically isolated input and output typically 4kV for high reliability

Manufacturer reserves the right to make changes in the model, technical specifications, color, equipment, accessories and images without prior notice.

Standard Specifications

- Water cooled, Diesel engine
- Radiator with mechanical fan
- Protective grille for rotating and hot parts
- Electric starter and charge alternator
- Starting battery (with lead acid) including rack and cables
- Engine coolant heater
- Base frame design incorporates an integral fuel tank and anti-vibration isolators
- Flexible fuel connection hoses
- Single bearing, class H alternator
- Industrial exhaust silencer and steel bellows supplied separately (for open sets)
- Static battery charger
- Manual for application and installation
- Generators Sets' voltage and frequency regulation comply with ISO 8528-5 Generators Sets' can take 100% load at one step according to NFPA110

Optional Equipments

ENGINE

- Fuel-Water Separator Filter
- Low water level alarm
- Oil heater

ALTERNATOR

- Anti-Condensation Heater
- Over sized alternator
- Main line circuit breaker

CONTROL SYSTEM

- Remote annunciator panel
- Earth fault, single set
- Charge Ammeter


TRANSFER SWITCH

- Three or four pole contactor
- Three or four pole motor operated circuit breaker

OTHER ACCESSORIES

- Main Fuel Tank
- Automatic or manual fuel filling system
- Manual oil drain pump
- Low and high fuel level alarm
- Residential silencer
- Enclosure: weater protective or sound attenuated
- Duct adapter (on radiator)
- Inlet and outlet motorised louvers
- Inlet and outlet acoustic baffles
- Trailer
- Tool kit for maintenance
- 1500/3000 hours maintenance kit
- Double wall chassis
- Supplied with oil and coolant - 30 °C
- Battery isolating switch

CERTIFICATES



Manufacturer reserves the right to make changes in the model, technical specifications, color, equipment, accessories and images without prior notice.